

Information

Corporate Accounts

- [Corporate House Account Set Up Form](#) Email us and we will send you a form.
- [Set up a Corporate Discount Program](#) Email us and we will respond quickly.
- **Instructions for employer-provided discounts** SCROLL DOWN TO PAGE 2

Gift Cards (AMS - Digital & Physical Card Accounts)

- [Request a Gift Card](#) - For personal use, please allow 24-hour turnaround.
- **Check Gift Card Balance** - <https://ams-ui.volantecloud.com/firststamford/login>
- **Reload a Gift Card** - <https://ams-ui.volantecloud.com/firststamford/login>
- **Instructions for use of AMS Account** SCROLL DOWN TO PAGE 3

For Assistance: 203.559.4932 or Email: pinkidey@cidining.com

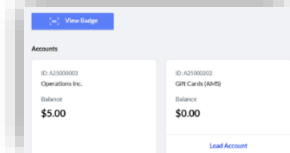
Instructions: Setting up AMS with Employer Discount

GET YOUR BADGE

LOG IN

1. Click the link <https://ams-ui.volantecloud.com/firststamford/login>
2. Login with your account ID and Password (or Sign UP with account number)
3. Now **View Badge**.

SAVE BADGE



**SAVE this image
for use at Checkout**



LOAD FUNDS

4. At this screen you can "**Load Account**" for use if your total exceeds your discount. At the self-checkout you will get a message saying you have used up the employer balance and have insufficient funds... press YES and proceed using preloaded funds or credit cards.

FOR ONLINE ORDERING

Download the Mobile Ordering APP




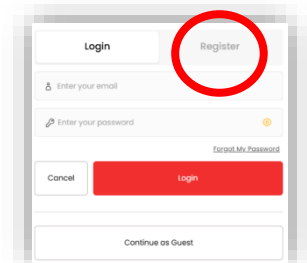
Enter Code:
FSCAF

1. Scan the QR Code; Choose Apple Store or Google Play; Download the APP;
2. Press Account (bottom right); Register; then click My Wallet; then Add Wallet (top right);
3. Enter Account ID - this is the same number you have been assigned;
4. Enter Password - this is the same password you used to create the badge.



OR

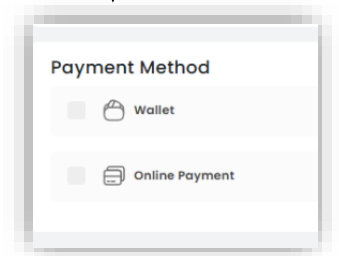
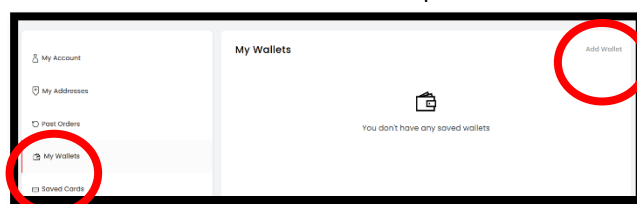
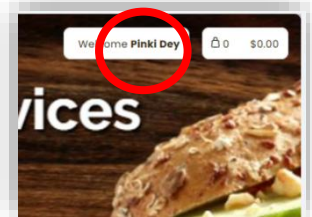
Go to www.firststamfordgrille.com select Online Ordering button

1. Start placing your online order by adding items to your cart.
2. When done, **Go To Checkout**
3. Select REGISTER and fill out the form. 



Now attach your employer discount number to the online ordering platform:

4. Click on your name in top right corner 
5. Click "My Wallet", then "Add Wallet". (image below) 
6. Enter your ID (Badge #) and Password (associated with Badge)
7. If your order total is more than your Wallet balance
 - ❖ You can use Wallet (employer discount), AMS Funds preloaded or Credit Card
8. Click Order Now.
9. You will get a confirmation window and an email receipt from Volante.

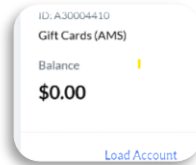


For Assistance: 203.559.4932 or support@cidining.com

Instructions: Setting up your AMS Account

GET THE BADGE

1. Click the link <https://ams-ui.volantecloud.com/firststamford/login>
2. Click Log In
3. Use Account ID and Password provided in email.
4. Now click "View Badge".
5. Click "Load Account" with funds.



SAVE this image for use at Checkout

FOR ONLINE ORDERING

Download the Mobile Ordering APP →



Enter Code:
FSCAF

1. Scan the QR Code; Choose Apple Store or Google Play; Download the APP;
2. Press Account (bottom right); Register; then click My Wallet; then Add Wallet (top right);
3. Enter Account ID - provided in email.
4. Enter Password - this is the same password you used to create the badge.

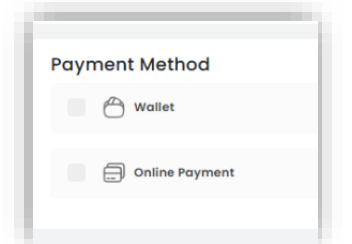
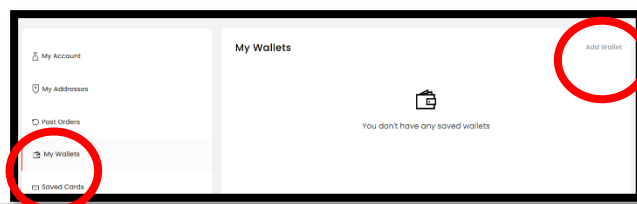
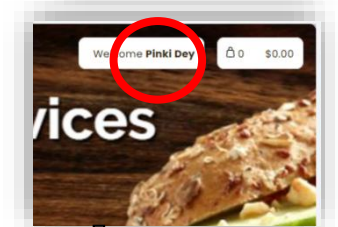
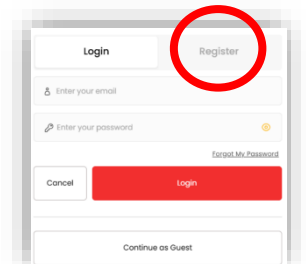
OR

Go to www.firststamfordgrille.com select Online Ordering button

1. Start placing your online order by adding items to your cart.
2. When done, **Go To Checkout**
3. Select REGISTER and fill out the form. →

Now attach your AMS account to the online ordering platform:

4. Click on your name in top right corner →
5. Click "My Wallet", then "Add Wallet". (image below) ↓
6. Enter your ID (Badge #) and Password (associated with Badge)
7. If your order total is more than your Wallet balance
 - ❖ You can use Credit Card as Payment Method until you can load funds or Autoload
8. Click Order Now.
9. You will get a confirmation window and an email receipt from Volante.



For Assistance: 203.559.4932 or support@cidining.com